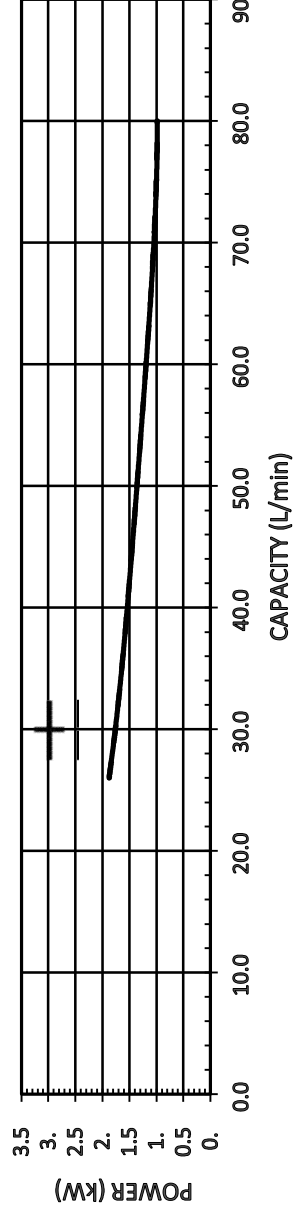
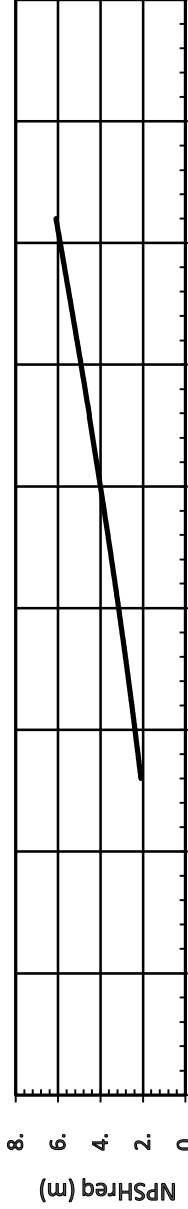
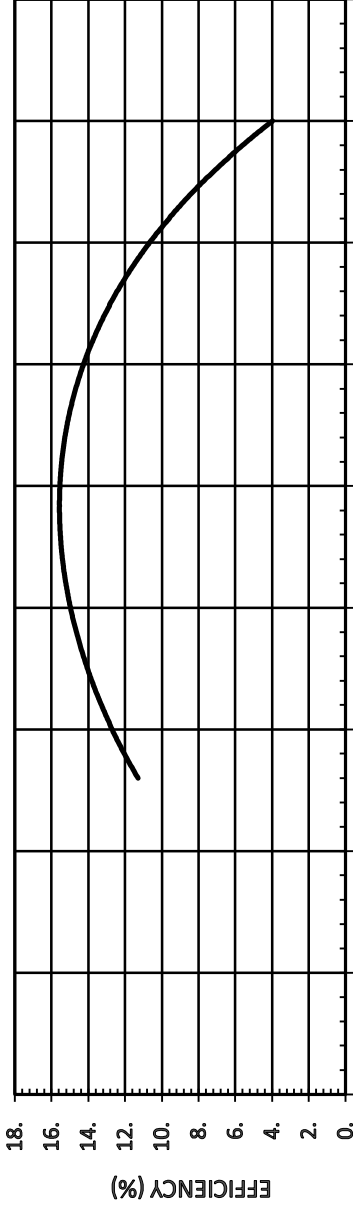
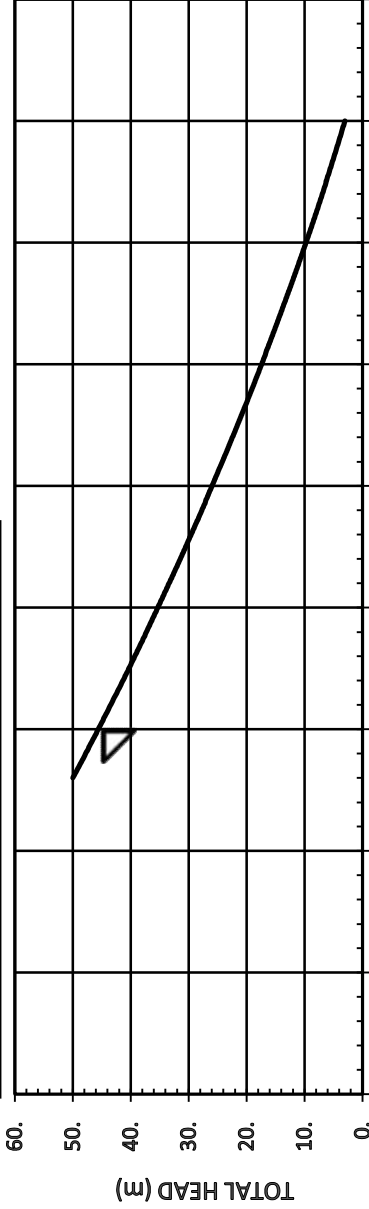


S.G.=1, V.I.S.=1mPa·s



# PERFORMANCE CURVE

## MAGNETIC DRIVE SELF-PRIMING CASCADE PUMP

Item No.: \_\_\_\_\_  
 Job No.: \_\_\_\_\_  
 \_\_\_\_\_

### ● Pump Model **MEK402-6TSKD30**

Magnet Coupling Type: T-12-38  
 Eddy Current Loss: 0.134 kW

### ● Pump Specification

Total Head: 45 m  
 Capacity: 1.8 m<sup>3</sup>/hr    30 L/min  
 Speed: 2920 min<sup>-1</sup>  
 Min.Flow: 1.560 m<sup>3</sup>/hr    26 L/min  
 NPSH av/req: 2.4 m

### ● Liquid

Name: \_\_\_\_\_  
 S.G.: 1  
 V.I.S.: 1 mPa·s

### ● Motor

Power: 3 kW  
 Frame: 100

### Remark:

For low Specific Gravity liquid such as Hydrocarbon,  
 please consult with the manufacturer.

Work No. \_\_\_\_\_ Dwg No. **MEK402-100-30-52-0**

APP'D \_\_\_\_\_ CH/D \_\_\_\_\_ DWN. \_\_\_\_\_

M.Murakami

M.Murakami



**SANWA HYDROTECH CORP.**

承	0
品	1
計	1