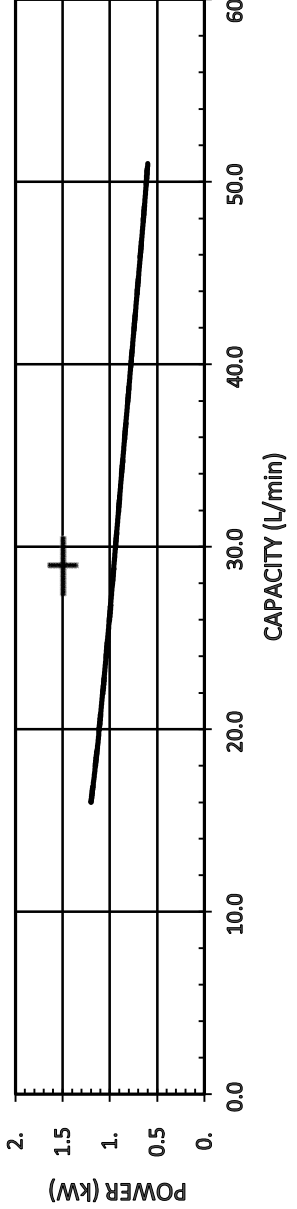
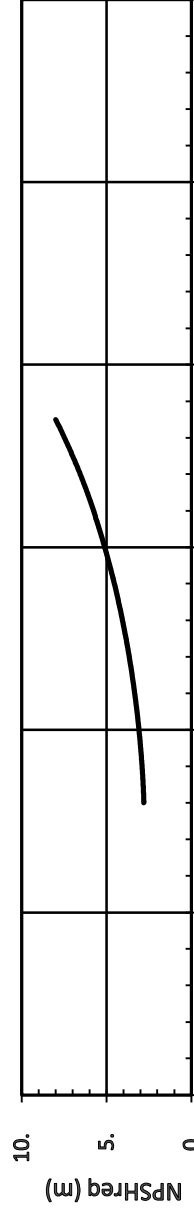
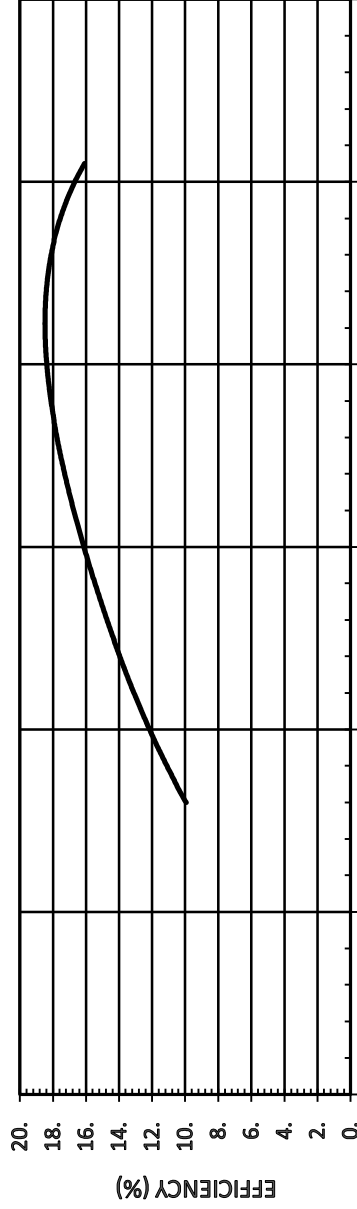
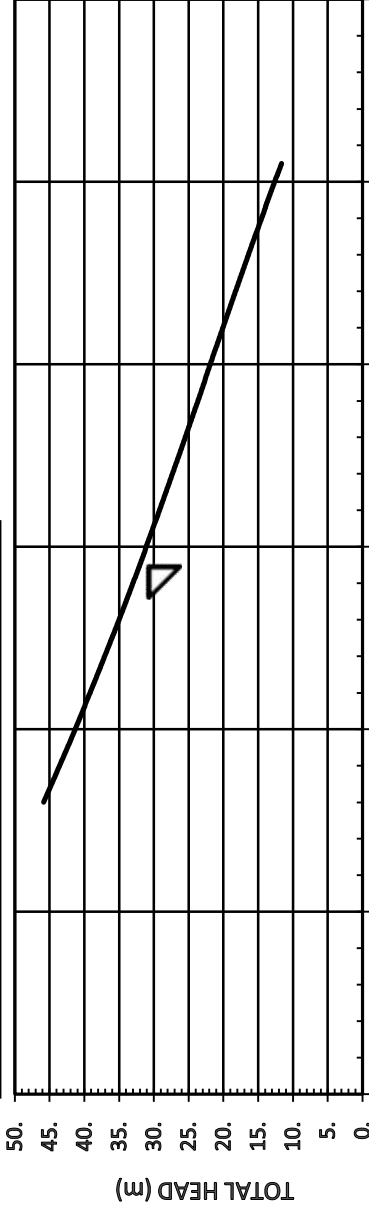


S.G.=1, V.I.S.=1mPa·s



PERFORMANCE CURVE

MAGNETIC DRIVE SELF-PRIMING CASCADE PUMP

Item No.: _____
 Job No.: _____
 :

● Pump Model MEK322-6TSKD15

Magnet Coupling Type: T-12-26

Eddy Current Loss: 0.077 kW

● Pump Specification

Total Head: 31 m
 Capacity: 1.74 m³/hr 29 L/min
 Speed: 2940 min⁻¹
 Min.Flow: 0.960 m³/hr 16 L/min
 NPSH av/req: / 5 m

● Liquid

Name: _____
 S.G.: 1
 V.I.S.: 1 mPa·s

● Motor

Power: 1.5 kW
 Frame: 90

Remark:

For low Specific Gravity liquid such as Hydrocarbon, please consult with the manufacturer.

Work No. _____ Dwg No. MEK322-090-15-52-0

APP'D _____ CH'D _____ DWN. _____

M.Murakami

M.Murakami



SANWA HYDROTECH CORP.

承	0
品	1
計	1